


**THE NEW
FULL ALUMINUM RANGE
SEVENNE**





Introducing Our Latest Innovation: The Full Aluminum Range

Crafted with precision and designed for durability, this range represents our commitment to excellence and innovation. With a sleek, modern design and unparalleled performance, our Full Aluminum Range is not just a product; it's a testament to our passion for quality and our dedication to providing you with the best. We take immense pride in this launch and are excited for you to experience the perfect blend of style and functionality.

Join us on this exciting journey as we redefine possibilities with our Full Aluminum Range.

Explore the future of design and performance today!



Advantages of the Aluminum Range

Lightweight and Easily maneuverable

Aluminum is known for its lightweight properties, making it easier to handle equipment and reducing user fatigue. This allows you to work more efficiently without compromising the durability of the products.

Strength and Durability

Our aluminum products are designed to withstand the most challenging working conditions. They are not only robust but also corrosion-resistant, ensuring increased longevity and reduced maintenance costs.

Modern Aesthetics

Aluminum adds a contemporary touch to your workshop. Our equipment stands out with an elegant and sleek design while being functional and high-performing.

Ergonomic Design:

Making it easier to move and to store.

Safety Features:

Designed for safe use in aluminum bay areas, particularly when using aluminum welders.

Choosing the new CELETTE aluminum range means opting for quality, durability, and innovation. Each product is designed to enhance your working experience and deliver high-precision results.

Join us in this new era of automotive repair with CELETTE, and discover how our solutions can transform your workshop.

The **CELETTE Full Aluminum Bench Range** combines **lightweight construction, durability, aesthetic appeal, and sustainable for environment**, making it a smart choice for various applications. Experience the perfect blend of form and function, backed by CELETTE's legacy of excellence.



Product Descriptions



CELETTE Bench

Precisely designed, the aluminum bench provides a stable and flat working surface for all your repair tasks. Its lightweight nature allows for easy transport while maintaining the necessary rigidity for precise operations.

Customizable in length


Aluminum Bench = +/- 300 kgs | 611,50 lbs

Steel Bench = 680 kgs | 1500 lbs

CELETTE Cross Members

Our aluminum cross members offer unparalleled flexibility and adaptability. They fit perfectly into various repair systems, allowing for a customized configuration based on the specific needs of each project.

Aluminum cross members = 80 kgs | 176,40 lbs



CELETTE Towers and Pistons

The aluminum towers and pistons ensure precise adjustments and easy handling. Their ergonomic design optimizes repair efficiency while ensuring user safety.

Aluminum Piston set = 25.4 kgs | 156,01 lbs

Aluminum Tower set = 64.5 kgs | 142,22 lbs

Steel pistons set = 69 kgs | 152,15 lbs

Steel towers set = 115 kgs | 253,58 lbs




Universal CELETTE Cameleon System

The universal CELETTE Cameleon system is a true revolution in the automotive repair world. It allows for easy and quick integration of all components from the CELETTE aluminum range, providing unmatched flexibility. With this system, you can adapt your equipment to a wide variety of vehicles, making the repair process faster and more efficient.

Aluminum Cameleon set = 280 kgs | 617,40 lbs

Steel CAMELEON set = 375 kgs | 826,88 lbs



CAM04.032 Cameleon Side Gantry

CELETTE upper body jigs provides same innovative and efficient solution for automotive professionals, leveraging the exceptional properties of aluminum to transform your repair operations.

Aluminum CAMELEON Upper body jig set = 24.5 kgs | 54,02 lbs

Steel CAMELEON Upper body jig = 52,70 kgs | 116,20 lbs

Transform your workspace today and discover how our innovative benches can drive your success forward!



CELETTE SAS
80, IMPASSE DES BRETTEAUX
F-41420 SAINT MICHEL SU R RHONE / FRANCE
+33 474 575 959



CELETTE DEUTSCHLAND GMBH
EUGEN-ENSSLIN-STR.3 77694 KEHL
GERMANY
+49 785 195 58 712



CELETTE NORTH AMERICA
700/122 VALLEY RIDGE BLVD.LEWISVILLE,
TX 75057 / USA
+1 254 382 8698



CELETTE INDIA PVT LTD.
2/122 B-1, MYLAMPATTY ROAD,
KARAYAMPALAYAM,
COIMBATORE 641062 / INDIA
+91 88 70 86 11 11



CELETTE AUTO EQUIPMENT
AND REPARATION
ROOM 3, 11F, XING HUI BUILDING,
NO 176, MIN YANG ROAD,
JIAXING, 31400 ZHEJIANG PROVINCE / CHINA
+86 158 8831 7667



CELETTE JAPAN TECHNICAL OFFICE
667-9 MABASHI, SHISUI-MACHI, INBA-GUN,
CHIBA 285-0914 / JAPAN
+81 70 2183 1960



CELETTE ASIA PACIFIC
700/941 M.5 AMATA CITY
CHONBURI INDUSTRIAL ESTATE,
NONGKAKHA, PHANTHONG 20160
CHONBURI / THAILAND
+66 905 630 258



info@celette.com



www.celette.com

